

MONTHLY COFFEE REPORT-JANUARY 2025

COFFEE YEAR 2024/25- Issue 4

Key Highlights



A total of **550,341** 60-kilo bags of coffee valued at US\$ 156.50 million were exported in January 2025 at an average price of US\$ 4.74/kilo, US cents 10 higher than US\$ 4.64/Kilo in December 2024, and US\$ 1.90 higher than US\$ 2.74/kilo in January 2024. This was an increase of 14.43% and 83.38% in quantity and value respectively compared to the same month last year.



Farm-gate prices for Robusta Kiboko averaged UGX **7,000** per kilo; FAQ UGX **13,000** per kilo, Arabica parchment UGX **13,250** per kilo and Drugar UGX **13,000** per kilo.



Coffee exports for twelve months (February 2024-January 2025) totaled 6.44 million bags worth US\$ 1.62 billion compared to 6.20 million bags worth US\$ 984.60 million in the previous year (February 2023-January 2024). This represents an increase of 3.91% and 64.47% in quantity and value respectively.



70% of the total volume was exported by 10 exporters, out of 60 companies which performed during the month compared to 67% in December 2024.

Organic Wugar fetched the highest price at US \$ 6.85 per kilo.

1. Coffee exports

Coffee exports in January 2025, amounted to 550,341 60-kilo bags, worth US\$ 156.50 million as shown in Fig 1., which comprised of 485,999 bags of Robusta valued at US \$ 135.67 million and 64,342 bags of Arabica valued at US\$ 20.83 million (see Table 1 and Annex 1). This was an increase of 14.43% and 83.38% in quantity and value respectively compared to the same month last year.

By comparing quantity of coffee exported by type in the same month of last Year (January 2024), Robusta increased by 20.64% and 99.37% in quantity and value respectively, while Arabica exports decreased by 17.59% in quantity and increased by 20.46% in value.

The monthly coffee exports volume was higher than the previous year. Arabica exports were however lower than the previous year as it was a bi annual off year cycle, coupled with poor flowering in Mt. Elgon region. The value of coffee exports was higher due to the prevailing high global coffee prices which is as a result of dry conditions in Brazil and Vietnam, the world's largest producers of Arabica and Robusta coffee respectively which affected coffee crop yields and, therefore, a likelihood of supply deficit in 2024/25 .

Coffee exports for twelve months (February 2024-January 2025) totaled 6.44 million bags worth US\$ 1.62 billion compared to 6.20 million bags worth US\$ 984.60 million in the previous year (February 2023-January 2024). This represents an increase of 3.91% and 64.47% in quantity and value respectively.

Fig 1: Trend of Total Quantity and Value of Coffee Exports, February 2024- January 2025

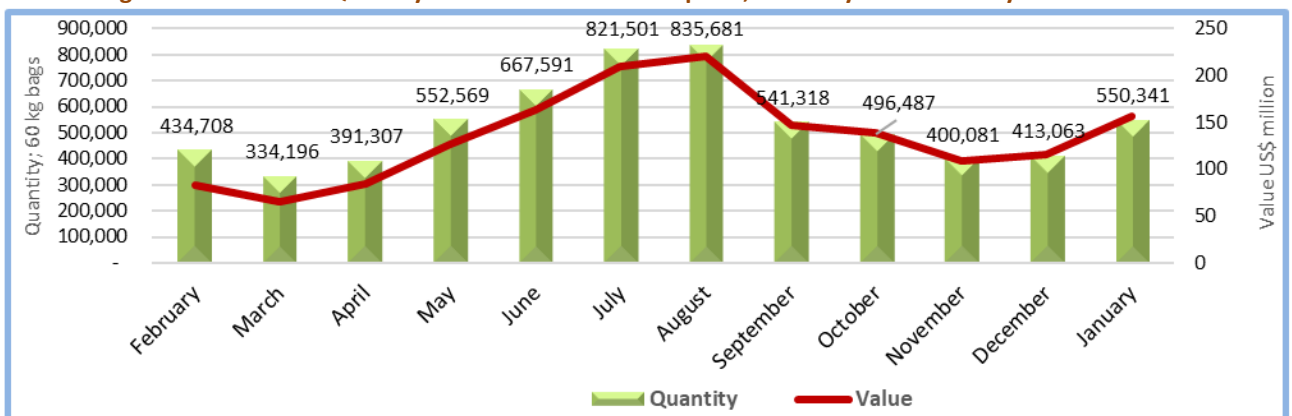


Table1: Comparison of Coffee Exports of November 2023/24 and 2024/25 Coffee Years

Period/Coffee Type	2023/24		2024/25		%age Change	
	Qty(60-kg bags)	Value (US \$)	Qty(60-kg bags)	Value (US \$)	Qty	Value
January Total	480,936	85,342,750	550,341	156,499,270	↑ 14.43	↑ 83.38
Robusta	402,858	68,047,675	485,999	135,665,230	↑ 20.64	↑ 99.37
Arabica	78,078	17,295,075	64,342	20,834,040	↓ -17.59	↑ 20.46

2. Exports by Type and Grade

Table 2 shows coffee exports by type, grade and average realized price for each grade during the month of January 2025. The average export price was US\$ 4.74 per kilo, US cents 10 higher than in December 2024 (US\$ 4.64). It was US\$ 1.90 higher than in January 2024 (US \$ 2.96/kilo). Robusta exports accounted for 88.3% of total exports, slightly lower than 88.6% in December 2024. The average Robusta price was US\$ 4.65 per kilo, 10 cents higher than US\$ 4.55 per kilo the previous month. The highest price was for Washed Robusta sold at US\$ 5.47 per kilo, followed by Screen 14 sold at US\$ 5.18 per kilo.

Table 2: Coffee Exports by Type, Grade & Unit Price in January 2025

Coffee type	Quantity 60-Kilo Bags	%-age Quantity	Value in US \$	%-age Value	Unit Price US\$/Kilo
Total	550,341		156,499,270		4.74
Washed Robusta	1,594	0.33	522,832	0.39	5.47
Screen 18 Organic	360	0.07	93,763	0.07	4.34
Screen 18 Fair Trade	320	0.07	83,344	0.06	4.34
Screen 15 Organic	720	0.15	187,525	0.14	4.34
Screen 15 Fair Trade	3,000	0.62	804,254	0.59	4.47
Screen 12 Fair Trade	360	0.07	93,763	0.07	4.34
Screen 18	53,331	10.97	16,290,045	12.01	5.09
Screen 17	36,528	7.52	11,123,175	8.20	5.08
Screen 15	227,468	46.80	65,398,913	48.21	4.79
Screen 14	3,600	0.74	1,118,865	0.82	5.18
Screen 12	84,034	17.29	24,363,710	17.96	4.83
BHP 1199	42,491	8.74	8,296,211	6.12	3.25
Other Robustas	32,193	6.62	7,288,831	5.37	3.77
Rtotal Robustas	485,999	100.00	135,665,230	100.00	4.65
Sustainable Arabica	333	0.52	111,886.09	0.54	5.60
Organic Okoro	1,280	1.99	376,519	1.81	4.90
Organic Wugar	320	0.50	131,493	0.63	6.85
Mt Elgon A+	960	1.49	359,367	1.72	6.24
Mt Elgon AA	999	1.55	293,280	1.41	4.89
Mt Elgon A	360	0.56	101,615	0.49	4.70
Bugisu AA	7,581	11.78	2,539,376	12.19	5.58
Bugisu AB	19,841	30.84	6,252,675	30.01	5.25
Bugisu CPB	1,329	2.07	456,238	2.19	5.72
Wugar	11,518	17.90	3,753,249	18.01	5.43
Drugar	15,351	23.86	5,087,567	24.42	5.52
Other Arabicas	4,470	6.95	1,370,775	6.58	5.11
Total Arabicas	64,342	100.00	20,834,040	100.00	5.40

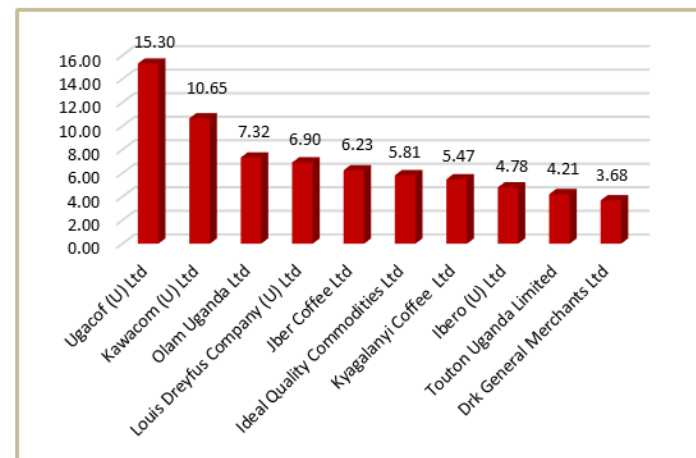
The share of Sustainable/Robusta to total Robusta exports was 1.31% higher than 3.13% in December 2024. Arabica fetched an average price of US\$ 5.40 per kilo US cents 7 higher than the previous month (US\$ 5.33). The highest price was for Organic Wugar sold at US\$ 6.85 per kilo. It was followed by Mt. Elgon A+ sold at US\$ 6.24 per kilo. Drugar was sold at US\$ 5.52 per kilo, 21 cents lower than 5.73 per kilo the previous month. Drugar exports were 24% of total Arabica exports higher than 23% the previous month. The share of sustainable Arabica exports to total Arabica exports was 7%, the same as in December 2024.

3. Individual Exporter Performance

Figure 2 shows the top 10 export companies' performance in the month of January 2025. Ugacof (U)Ltd had the highest market share of 15.30% compared to 16.98% in December 2024. It was followed by Kawacom (U) Ltd 10.65% (1.62%); Olam Uganda Ltd 7.32% (6.92%), Louis Dreyfus Company (U) Ltd 6.90% (4.90%), Jber Coffee Ltd 6.23% (4.49%) Ideal Quality Commodities Ltd 5.81% (10.45%), Kyagalanyi Coffee Ltd 5.47% (4.34%), Ibero (U) Ltd 4.78% (3.84%) Touton Uganda Limited 4.21% (2.35%), and DRK General Merchants Ltd 3.68% (3.74%) *The figures in brackets represent percentage market share held in December 2024.

The top 10 exporters held a market share of 70% higher than 67% the previous month reflecting competition at exporter level. Out of the 60 exporters who performed, 34 exported Robusta Coffee only while 9 exported Arabica coffee only. **Annex 2** shows a detailed list of exporters' performance in January 2025.

Figure 2: Top 10 Exporting Companies by percentage market share



4. Coffee Exports By Destination

The destinations of Uganda's coffee exports during the month of January 2025 are shown in **Fig 3** (details in **Annex 4**). Italy maintained the highest market share with 36.94% compared to 38.40% last month. It was followed by Belgium 11.90% (4.42%), India 9.76% (9.14%), Sudan 9.41% (4.32%) and Germany 8.30% (12.82%). **The figures in brackets represent percentage market share held in December 2024.* The first 10 major destinations of Uganda coffee took a market share of 91.31% compared to 90.54% the previous month. Coffee exports to African countries totaled 73,324 bags, a market share of 13% compared to 49,756 bags (12%) the previous month. African countries that imported Uganda coffee included Sudan, Morocco, Egypt Algeria, South Africa and Tunisia. Europe remained the main destination for Uganda's coffees with a 69% import share, the same as in December 2024.

5. Foreign buyers of Uganda Coffee

Annex 4 shows a list of Uganda coffee foreign buyers in January 2025. The top 10 buyers held a market share of 60.12% higher than 53.61% the previous month. Sucafina led with a market share of 15.54% compared to 17.06% in December 2024. It was followed by Ecom Agro Industrialst 10.34% (3.10%); Olam International 7.68% (6.92%); Louis Dreyfus 6.90% (5.33%); Bernhard Rothfos 5.08% (3.76%); Touton SA 4.39% (2.35%); Altasheel Import & Export 3.55% (2.12%); CCL Products 2.52% (1.11%); Volcafe 2.18% (3.68%) and Strauss 1.95%. *Note: The figures in brackets represent percentage performance in the previous month –December 2024.*

Figure 3: Top ten export destinations by percentage market share

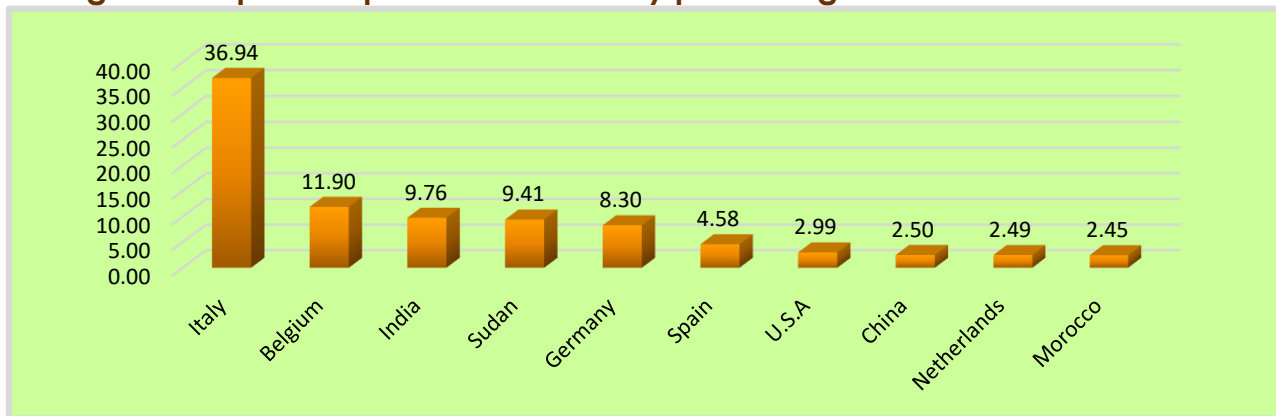


Figure 4: Percentage export share by continent

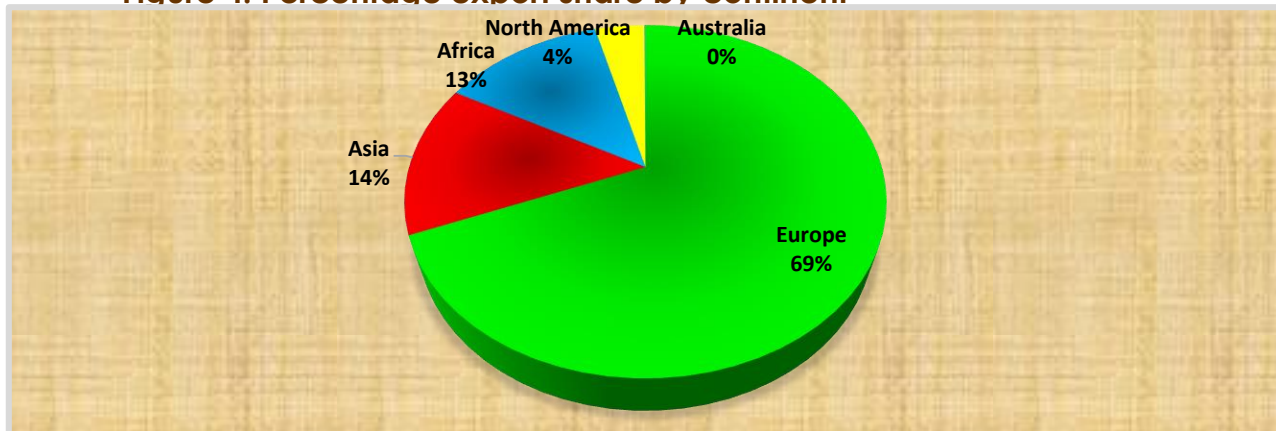
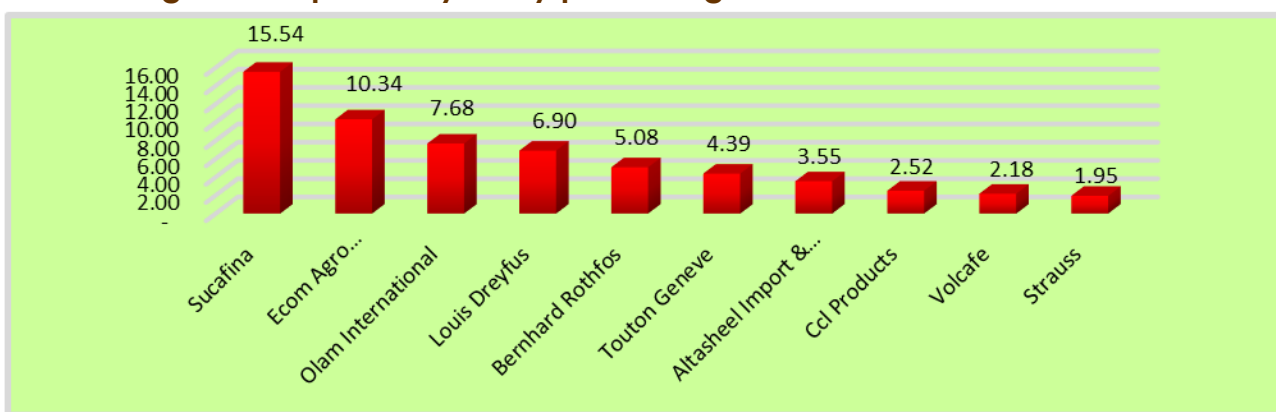


Figure 5: Top ten buyers by percentage market share



6. Global Situation

World coffee production for 2024/25 is forecast to reach 6.9 million bags higher than the previous year to 174.9 million due primarily to rebounding output in Vietnam and Indonesia. World exports are forecast to be slightly higher as gains in Vietnam and Indonesia more than offset reduced shipments from Brazil. Global consumption is expected to increase by 5.1 million bags to 168.1 million, with the largest gains in the European Union, the United States, and China. Ending stocks are expected to drop by 1.5 million bags to 20.9 million. (United States Department of Agriculture, Coffee: World Markets and Trade report-December 2024).

7. Local Situation

During the month of January 2025, farm gate prices ranged from Shs 6,500-7,500/= per kilo of Kiboko (Robusta dry cherries); Shs.12,500-13,500/= for FAQ (Fair Average Quality); Sh. 13,000-13,500/= for Arabica Parchment; and Sh. 12,500-13,500/= per kilo for Drugar. Compared to the previous month, Robusta Kiboko averaged UGX 7,000/= higher than 6,500/= Robusta FAQ averaged UGX 13,000/= lower than UGX 12,500, Arabica parchment UGX 13,250 per kilo, Drugar UGX 13,000/= per kilo higher than 11,500/= per kilo

8. Coffee Development Activities

In January 2025, there was progress made in coffee development and production across various regions of Uganda. A total of 15 coffee nurseries, supported by UNDP under the “*Unlocking the Potential of Coffee in Uganda*” project, were inspected in Rwenzori and Greater Masaka regions. Each nursery, with a capacity of 50,000 seedlings, is 95% complete. Additionally, 15 new CWDR nursery applications from South Western Uganda were received and inspected for certification. In Greater Masaka, 10 CWDR mother gardens, each with 2,000 mother bushes, were successfully established across six districts. A total of 237 farmers (168 men, 69 women, 42 youth) were trained in Good Agricultural Practices, post-harvest handling, climate-smart agriculture, and coffee quality management.

Advisory services were provided to 150 farmers through 49 farm visits, focusing on pest control, soil fertility, coffee pruning, and stumping techniques. Two farm inspections under the COCODEV project assessed 10 farms, covering 102 acres in Elgon and Kigezi regions. Soil samples from five farmers in Luwero, Kabarole, Kitgum, and Pader revealed deficiencies in organic matter and soil pH, with recommendations given for soil fertility improvement. Coffee processing infrastructure was enhanced with inspections of 80 coffee factories across various regions, as well as the successful installation of two hullers and 12 solar driers in Rwenzori and Greater Masaka regions. Furthermore, the coffee production team participated in a consultative meeting with OWC and the Acholi community in Gulu City to promote coffee production in Northern Uganda. A resolution was reached to provide technical support to 16,000 farmers, with two million seedlings to be distributed in April 2025.

These efforts demonstrate a strong commitment to sustainable coffee production, improved farmer capacity, and enhanced processing infrastructure in Uganda.

9. Outlook for February 2025

Coffee exports are projected to be 500,000 60-kilobags. The main harvest season north of the equator and the fly crop in Greater Masaka and South-Western regions is at the tail end.

Annex 1: Comparative Coffee Export Performance – 60-kilo bags; US\$

Coffee Year	2023/24		2024/25		%age Change	
	Quantity	Value \$	Quantity	Value \$	Quantity	Value \$
Grand Total	1,778,717	300,969,211	1,859,972	519,768,507	4.57	72.70
Total Robusta	1,489,450	240,989,740	1,649,395	454,120,871	10.74	88.44
Total Arabica	289,217	59,979,471	210,577	65,647,635	-27.19	9.45
January	480,936	85,342,750	550,341	156,499,270	14.43	83.38
Robusta	402,858	68,047,675	485,999	135,665,230	20.64	99.37
Arabica	78,078	17,295,075	64,342	20,834,040	-17.59	20.46
December	401,994	66,010,411	413,063	115,021,040	2.75	74.25
Robusta	337,634	52,928,321	365,837	99,905,926	8.35	88.76
Arabica	64,310	13,082,090	47,226	15,115,114	-26.57	15.54
November	426,087	70,731,643	400,081	108,984,883	-6.10	54.08
Robusta	338,905	53,156,583	341,539	91,346,034	0.78	71.84
Arabica	87,182	17,575,060	58,542	17,638,849	-32.85	0.36
October	469,700	78,884,407	496,487	139,263,314	5.70	76.54
Robusta	410,053	66,857,161	456,020	127,203,681	11.21	90.26
Arabica	59,647	12,027,246	40,467	12,059,632	-32.16	0.27

Annex 2: List of Coffee Exporters and their Market Shares: January 2025

EXPORTING COMPANY	POSITION HELD IN DECEMBER	QUANTITY (Bags)		PERCENTAGE MARKET SHARE		
		Robusta	Arabica	Total	Individual	Cumulative
Total		485,999	64,342	550,341	100	
1 Ugacof (U) Ltd	1	75,704	8,519	84,223	15.30	15.30
2 Kawacom (U) Ltd	18	49,115	9,513	58,628	10.65	25.96
3 Olam Uganda Ltd	3	32,509	7,760	40,269	7.32	33.27
4 Louis Dreyfus Company (U) Ltd	6	37,978		37,978	6.90	40.17
5 Jber Coffee Ltd	7	34,288		34,288	6.23	46.41
6 Ideal Quality Commodities Ltd	2	31,990		31,990	5.81	52.22
7 Kyagalanyi Coffee Ltd	8	22,475	7,633	30,108	5.47	57.69
8 Ibero (U) Ltd	9	23,818	2,490	26,308	4.78	62.47
9 Touton Uganda Limited	13	11,974	11,200	23,174	4.21	66.68
10 DRK General Merchants Ltd	10	20,260		20,260	3.68	70.36
11 JKCC General Supplies Ltd	5	18,798	360	19,158	3.48	73.84
12 Besmark Coffee Company Limited	11	15,385		15,385	2.80	76.64
13 Export Trading Company (U) Ltd	4	11,552		11,552	2.10	78.74
14 Abbarci Industries Limited	33	9,075		9,075	1.65	80.39
15 Darley Investments Ltd	15	5,010	2,616	7,626	1.39	81.77
16 Noble Choice Limited	21	7,289		7,289	1.32	83.10
17 Rezlex Investment Ltd	17	6,660		6,660	1.21	84.31
18 Sena Indo Uganda Limited	12	5,328	320	5,648	1.03	85.33
19 Sukuma Commodities Limited	20	5,246	334	5,580	1.01	86.35
20 Zigoti Coffee Works Ltd	26	4,300	1,270	5,570	1.01	87.36
21 Gisha Coffee Ltd	30	5,085	267	5,352	0.97	88.33
22 Equatorial Beans Factory Ltd	25	3,586	1,670	5,256	0.96	89.29
23 Grainpulse Ltd	16	4,250	995	5,245	0.95	90.24
24 Ankole Coffee Producers Coop Union Ltd	14	5,120		5,120	0.93	91.17
25 Noble Commodities (U) Ltd	23	5,046		5,046	0.92	92.09
26 Agri Evolve	24		4,499	4,499	0.82	92.90
27 Gemini Commodities Limited	42	3,340		3,340	0.61	93.51
28 Rhino Seeds Africa Limited		3,000		3,000	0.55	94.06

Annex 2: List of Coffee Exporters and their Market Shares: January 2025

Exporting Company	POSITION HELD IN DECEMBER	QUANTITY (Bags)			Percentage Market Share	
		Robusta	Arabica	Total	Individual	Cumulative
29 Rubanga Cooperative Society Ltd	32	2,890		2,890	0.53	94.58
30 Drogo Commodities Limited		2,168		2,168	0.39	94.97
31 Commodity Solutions (U) Ltd	22	2,090		2,090	0.38	95.35
32 Nakana Coffee Factory Ltd	35	2,004		2,004	0.36	95.72
33 Coffee World Ltd	19	1,948		1,948	0.35	96.07
34 Kaweri Coffee Plantation	27	1,844		1,844	0.34	96.41
35 Ishaka Quality Commodities Ltd	31	1,800		1,800	0.33	96.73
36 Kasiita Coffee Solutions Limited	38	1,750		1,750	0.32	97.05
37 Brewfinity Uganda Limited		1,642		1,642	0.30	97.35
38 Superbia International Coffee Trade Ltd	39	1,352		1,352	0.25	97.60
39 Xag Coffee Exporters	51	1,264		1,264	0.23	97.83
40 Pra Exports Uganda Limited	29	900	290	1,190	0.22	98.04
41 Banta African Coffee Limited	47	1,050		1,050	0.19	98.23
42 Discovery Trading Limited	28	1,020		1,020	0.19	98.42
43 Bakwanye Trading Co. Ltd	43		960	960	0.17	98.59
44 United Organic Coffee Growers Limited			960	960	0.17	98.77
45 White Nile Exports Ltd		17	740	757	0.14	98.91
46 Mwanyi Terimba Ltd		680		680	0.12	99.03
47 Nucafe	52	670		670	0.12	99.15
48 Black House Trading Co. Limited	41	668		668	0.12	99.27
49 Mt Elgon Agroforestry Communities	55		640	640	0.12	99.39
50 Fourhand Global Limited		346	9	355	0.06	99.45
51 Bugisu Commodity Traders Ltd		350		350	0.06	99.52
52 Kwezi Coffee Limited	50	350		350	0.06	99.58
53 Two Rivers Investments Group Ltd	40	350		350	0.06	99.64
54 Consonance Coffee Uganda Ltd		335		335	0.06	99.70
55 Equator Peak Coffee International Ltd		330		330	0.06	99.76

Annex 2: List of Coffee Exporters and their Market Shares: January 2025

Exporting Company	POSITION HELD IN DECEMBER	QUANTITY (Bags)			Percentage Market Share	
		Robusta	Arabica	Total	Individual	Cumulative
56 Bugisu Coop Union Ltd	60		320	320	0.06	99.82
57 Mountain Harvest Smc Limited	59		320	320	0.06	99.88
58 The Coffee Gardens Limited			320	320	0.06	99.94
Bukonzo Organic Farmers Cooperative 59 Union			256	256	0.05	99.99
60 Deluxe Commodities-smc Limited			81	81	0.01	100.00

Annex 4: Main Destinations of Uganda Coffee by Type in January 2025

DESTINATION		POSITION HELD IN DECEMBER	QUANTITY (60kg bags)			%AGE MARKET SHARE	
			Robusta	Arabica	Total	Individual	Cumulative
Total			485,999	64,342	550,341	100	
1	Italy	1	188,459	14,819	203,278	36.94	36.94
2	Belgium	7	48,657	16,850	65,507	11.90	48.84
3	India	3	50,709	2,990	53,699	9.76	58.60
4	Sudan	8	51,760		51,760	9.41	68.00
5	Germany	2	44,946	720	45,666	8.30	76.30
6	Spain	4	22,572	2,637	25,209	4.58	80.88
7	U.S.A	6	10,915	5,523	16,438	2.99	83.87
8	China	10	12,837	940	13,777	2.50	86.37
9	Netherlands	20	7,118	6,566	13,684	2.49	88.86
10	Morocco	5	13,478		13,478	2.45	91.31
11	Egypt	13	5,465	355	5,820	1.06	92.36
12	Russia	9	2,306	3,284	5,590	1.02	93.38
13	Portugal	14	4,440	640	5,080	0.92	94.30
14	United Arab Emirates	12	3,727	100	3,827	0.70	95.00
15	France		2,520	720	3,240	0.59	95.59
16	Turkey	22	2,656	329	2,985	0.54	96.13
17	Japan	15	2,618	320	2,938	0.53	96.66
18	Latvia	16	1,670	1,002	2,672	0.49	97.15
19	Sweden	25	1,440	720	2,160	0.39	97.54
20	Canada			1,920	1,920	0.35	97.89
21	Switzerland	28	1,666		1,666	0.30	98.19
22	Poland	30	1,349		1,349	0.25	98.44
23	Ecuador	19	1,140		1,140	0.21	98.64
24	Singapore			1,041	1,041	0.19	98.83
25	Algeria	11	960		960	0.17	99.01
26	Saudi Arabia	29		960	960	0.17	99.18
27	Australia	23		666	666	0.12	99.30

Annex 4: Main Destinations of Uganda Coffee by Type in January 2025

Destination	POSITION HELD IN DECEMBER	QUANTITY (60kg Bags)			%Age Market Share	
		Robusta	Arabica	Total	Individual	Cumulative
28 South Africa		666		666	0.12	99.42
29 United Kingdom	31		653	653	0.12	99.54
30 Greece	24	640		640	0.12	99.66
31 Israel	17	320	320	640	0.12	99.78
32 Tunisia	26	640		640	0.12	99.89
33 Albania	21	325		325	0.06	99.95
34 Czech Republic			267	267	0.05	100.00

Annex 5: List of Foreign Coffee Buyers during the Month of January 2025

	BUYERS	POSITION HELD IN DECEMBER	QUANTITY (60kg BAGS)		%AGE MARKET SHARE		
			Robusta	Arabica	Total	Individual	Cumulative
	Total		485,999	64,342	550,341	100	
1	Sucafina	1	76,984	8,519	85,503	15.54	16
2	Ecom Agro Industrialist	9	47,371	9,513	56,884	10.34	25.87
3	Olam International	2	34,513	7,760	42,273	7.68	33.55
4	Louis Dreyfus	3	37,978		37,978	6.90	40.45
5	Bernhard Rothfos	5	25,486	2,490	27,976	5.08	45.54
6	Touton SA	12	11,974	12,160	24,134	4.39	49.92
7	Altasheel Import & Export	13	19,550		19,550	3.55	53.48
8	CCL Products	22	13,842		13,842	2.52	55.99
9	Volcafe	6	5,040	6,953	11,993	2.18	58.17
10	Strauss		10,740		10,740	1.95	60.12
11	Eurocaf Sas	19	10,688		10,688	1.94	62.06
12	Bijdendijk		9,273		9,273	1.68	63.75
13	Pacorini Silocaf	10	9,105		9,105	1.65	65.40
14	Icona Café	7	8,364	320	8,684	1.58	66.98
15	Aldwami Co	20	8,410		8,410	1.53	68.51
16	Vidya Herbs	21	7,620	290	7,910	1.44	69.95
17	N V Group Sopex	23	7,036	360	7,396	1.34	71.29
18	Stonex		5,960	1,280	7,240	1.32	72.61
19	Gruppo Gimoka Spa		6,840		6,840	1.24	73.85
20	Koninklijke Douwe		5,400		5,400	0.98	74.83
21	Sucden Coffee	14	5,326		5,326	0.97	75.80
22	ETG Commodities	8	5,130		5,130	0.93	76.73
23	Hafco Trading	29	4,900		4,900	0.89	77.62
24	Vayhan Coffee India		4,500		4,500	0.82	78.44
25	Almathahib		3,850		3,850	0.70	79.14
26	Hermes		2,004	1,670	3,674	0.67	79.80
27	Almagsora		3,500		3,500	0.64	80.44
28	Chongqing	24	3,012		3,012	0.55	80.99
29	Others		91,603	13,027	104,630	19.01	100.00
30	Sucafina		76,984	8,519	85,503	15.54	16

Tel: +256 312-260470
 Email: info@ugandacoffee.go.ug ; www.ugandacoffee.go.ug
 January 2025